

WOODSTOCK SCHOOL

BUXAR

HOLIDAY HOME-WORK (2026-27)

- Important Note ;-** 1) Each question should be done on a separate paper of good quality.
2) Kindly do not use a notebook.
3) Practise the oral work.

Q.1 – Write ten times – 1 2 3 4 5




Q.2 – Write ten times - a b c d e

Q.3 - Write ten times - क ख ग घ


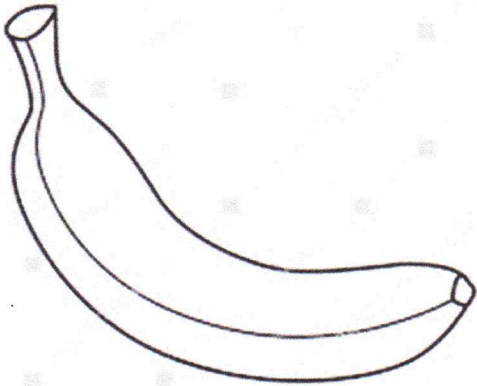


Q.4 – COUNT AND WRITE ;-.

Count And Write

Count the fruits and write the number in the box




Q.5 – USE THE ORIGINAL COLOUR ;-



Q. 6- MATCH THE ALPHABETS WITH THE OBJECTS ;-

a



d



b



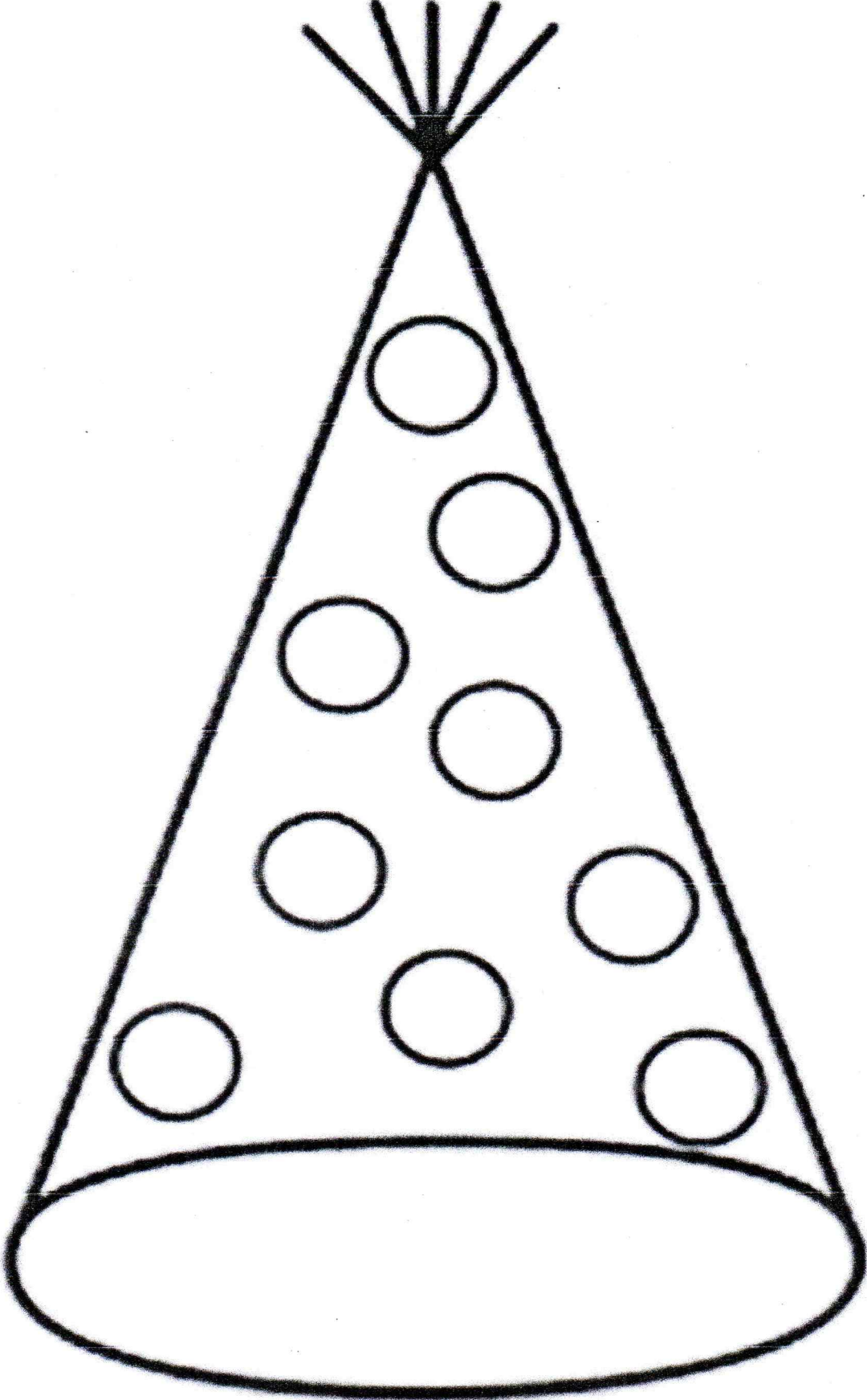
c



e







Q.7 – COLOUR THIS CAP WITH TINY COLOURFUL DOTS ;-



Q.8 -Stick a picture of yourself and your mother, and write your name below it



Q.9 - Match

क	ख	ग	घ
			

A dashed arrow points from the Hindi letter 'क' (Ka) to the pigeon illustration.

Q.10 – Learn two Hindi and two English Rhyme.

Q.11 - You should learn the use of “**PLEASE**”, “**THANKYOU**” and “**SORRY**”

Q.12 – Say “**EXCUSE ME**” whenever you pass between people.

Q.13 – Eat green vegetables and keep ~~you~~ your mouth closed while eating. Do not lick your fingers

Q.14 - **ORAL WORK**

Make your child answer these questions :-

- 1) What is your name ?
- 2) How old are you ?
- 3) How are you ?
- 4) What is the colour of the milk ?
- 5) What is the colour of your hair ?

Show the parts of the body :-

Hair, Finger, Eyes, Nose, Legs, Lips, Hand, Stomach, Cheek,
Chin, Teeth, Tongue, Head, Mouth.

Show these actions :-

Stand up, Sit down, Fly, Clap, Eat, laugh, smile, cry, drink, jump.